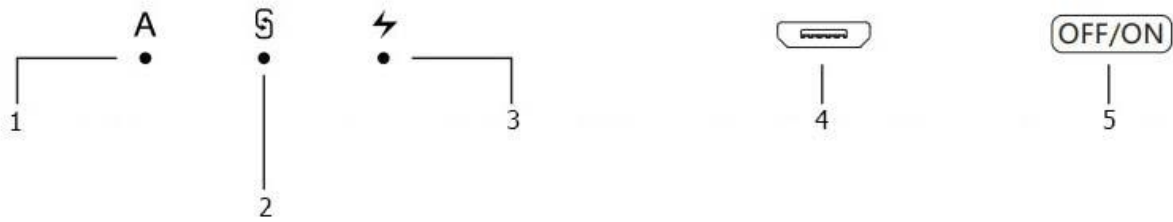


SAMSUNG GALAXY TAB S8+ BLUETOOTH KEYBOARD CASE
User Manual





1. Caps Indicator Light
2. Wireless Indicator Light
3. Power Indicator Light
4. Charging interface
5. Power switch

Keyboard connection

Turn on the keyboard, and the green indicator light will be lit for one second (if the light is red, please recharge it).

Press the following keys "Fn+ S" for 1 second, the Wireless indicator light will flicker when it enters pairing mode, for about 120 seconds. Search the "Wireless keyboard" on your device and click "Pair". After the pairing is successful, the indicator light will go out, and you can use the keyboard.

If you're not using the keyboard for more than 10 minutes, the keyboard will go to sleep. Press any key and wait for 2 to 3 seconds to wake it up.

To disconnect the keyboard, clear the pairing information from your device, or simply turn off the keyboard.


















Power Indicator

If the power indicator light is flashing red slowly, the power is low.

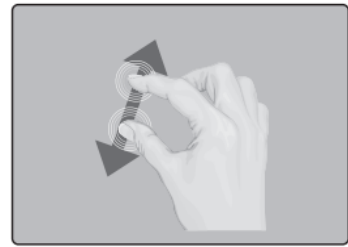
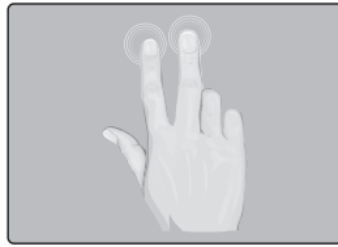
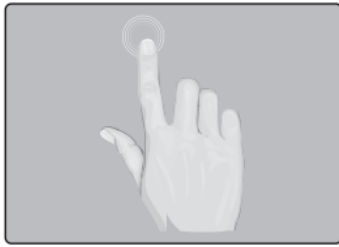
The power indicator will be bright red during the charging process, and it will turn green when the keyboard is fully charged.

Function key

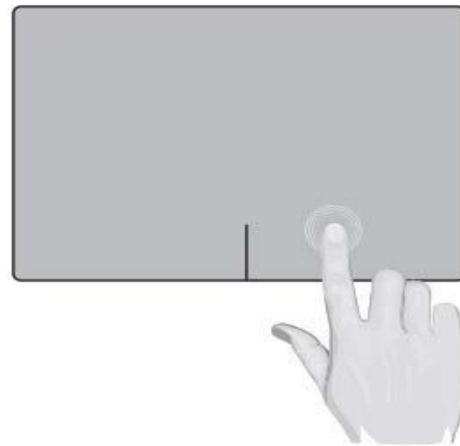
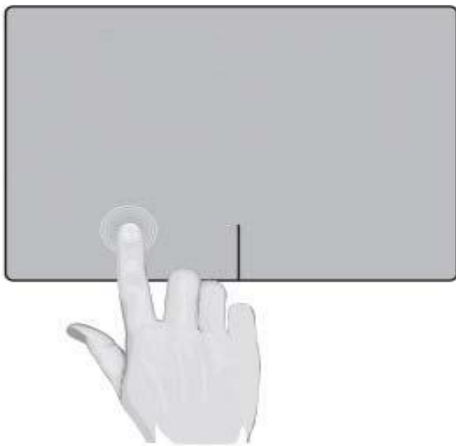
When the key has more than one character or function icon, press Fn or Fn+Shift.

	ANDROID
	Home
	Searching
	Email
	Browser
	Screenshots
	Reduce Backlight
	Increase Backlight
	Previous Song
	Play/pause
	Next Song
	Sound Off
	Volume Down
	Volume Up
	Lock Screen
	Back
	The function keys
	Stop Using Mouse

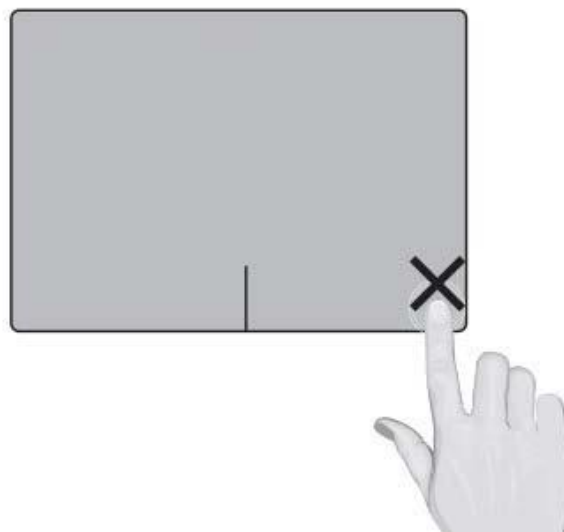
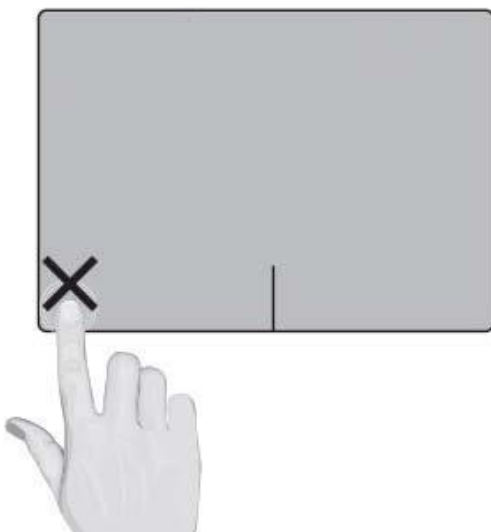
Mouse functions



Touch the lower left area and press to use it as a left click. Touch the lower right area and press to use it as right click, as shown in the pictures.



Avoid clicking the bottom left/right area.



Troubleshooting

If the keyboard is not working properly please try one of the following solutions:

- Make sure the power is turned on and there is enough battery power
- Make sure that the keyboard is within the range of working distance
- Make sure that the keyboard and the device have been paired
- Clear device pairing record and turn off Wireless function, re-match