

**Bluetooth Tracker / Smart GPS Tag
Locator FD01**



Specifications:

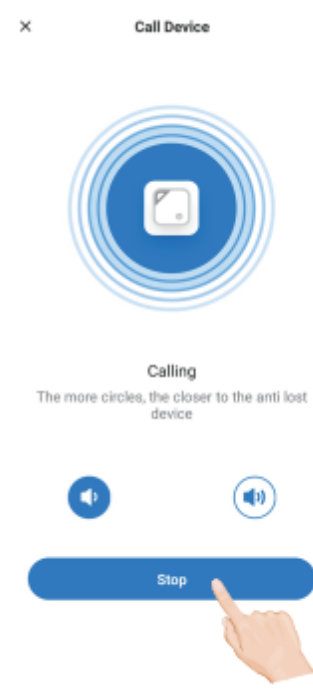
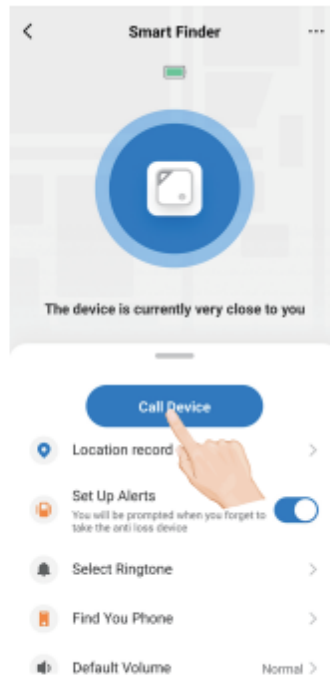
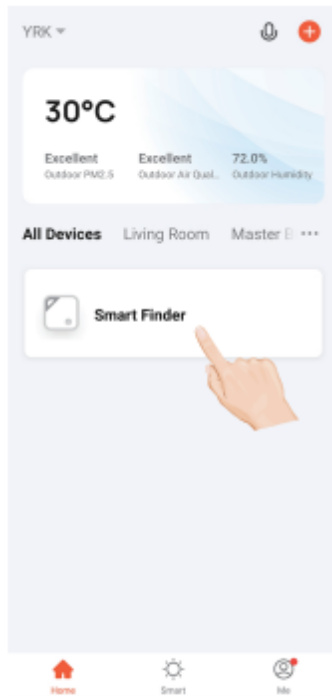
- Connection: Bluetooth 4.2 (BLE 4.2)
- Volume level: 50-80dB (adjustable)
- Battery: built-in CR2032
- Standby power consumption: 15uA
- Working power consumption: 3.7mA
- Transmission range: up to 80m
- Smartphone app: Tuya
- Dimensions: 44,5mm x 41mm x 7,8mm
- Weight: 10g

App Download & Pairing

1. Scan the following QR code to install the TuyaSmart App, or download TuyaSmart from App Store or Google Play to install it



2. Please ensure that Bluetooth on your smartphone is continuously On. To see the Bluetooth name of the smart finder, and pair it.
3. Open the App to connect your device. Press and hold for 3 seconds the function button until the anti-lost device beeps. Then the App will show you "Devices to be added" click "Go to add" - added successfully.
4. After successfully adding the device, click the "Smart Finder" icon to enter the main page.



Functions

1. Two-way search

- When the anti-lost device is connected to the phone, you can click the call function of the App to find the device. When you click the call icon, the device will ring. Double-click the function button to trigger the phone ring if you need to find the phone.

2. Disconnection alarm

- The phone will alarm to remind you when the anti-lost device is out of Bluetooth connection range. You can also turn off the alarm function to prevent being disturbed.

3. Location record

- App will record the last location that the phone and smart finder disconnected, which helps to find it.